

# Glass Door Merchandiser

## Glass Door Merchandiser

### Swing Door Models

**\* Excellent Cooling Performance**

Our products keep a stable temperature through out the unit, even under heavy use.

**\* Tasteful and Modern Appearance**

The design of our products are one of our top priorities. Whether you have a restaurant, bar convenience store or gas station Turbo Air refrigerators will compliment the look of your operation.

**\* Double Pane Glass Doors with Heat Reflecting Film**

Our refrigerator doors are unique compare to other display refrigerators. We use a double pane glass system with a layer of patented, transparent, thermal insulating film applied between the two glass layers. Less weight means less door hinge deformation less door deflection, less overall door maintenance, and easy door operation.

**\* Self-Closing Doors**

Every Turbo Air multi-door display refrigerator features our exclusive magic close door design with a stay open feature. Our door handle which has a good grip feel, is luxuriantly nickel-chrome coated.

**\* Complete Interior Lighting**

Strategically placed, safely shielded fluorescent light ensures that all of your products will be adequately illuminated for maximum display effect. You can also change the fluorescent bulb very easily.



TGM-50RS



TGM-72RS



Model	Swing Door	CU./FT.	#of Shelves	HP	AMPS	Weight	L D H	List Price
TGM-50RS	2	50	8	1/2	11	463	55.9 x 31.9 x 78.4	4,959.00
TGM-72RS	3	72	12	3/4	15	654	78.0 x 32.0 x 79	6,563.00

## CABINET INTERIOR/EXTERIOR SPECIFICATIONS

MODEL	TGM-50RS	TGM-72RS
Exterior Dimensions(LxDxH)	55 <sup>7</sup> / <sub>8</sub> x 29 <sup>7</sup> / <sub>8</sub> x 78 <sup>3</sup> / <sub>8</sub>	78 x 30 <sup>1</sup> / <sub>16</sub> x 79 <sup>3</sup> / <sub>16</sub>
Interior Dimension(in)	52 <sup>7</sup> / <sub>8</sub> x 23 <sup>19</sup> / <sub>32</sub> x 61 <sup>11</sup> / <sub>32</sub>	74 <sup>13</sup> / <sub>32</sub> x 20 <sup>1</sup> / <sub>8</sub> x 61.3 <sup>9</sup> / <sub>16</sub>
Compressor	1/2HP	3/4HP
Power	115V/60Hz	115V/60Hz
Amp	10.9 A	15A
Power Cord Length	8.0 ft	8.0 ft
Plug-in installation	NEMA 5-15P	NEMA 5-15P
Net Weight	463lbs	654lbs
Weight after packing	507lbs	727.5lbs
Shelves	8EA	12EA
Shelf size	25.2x23.4	23.5x23.7
Bottle Capacity	Full Load Line	560 448
		840 672

\*Design and specifications can be changed without prior notice for product improvement.

### \* Engineered for Energy Savings

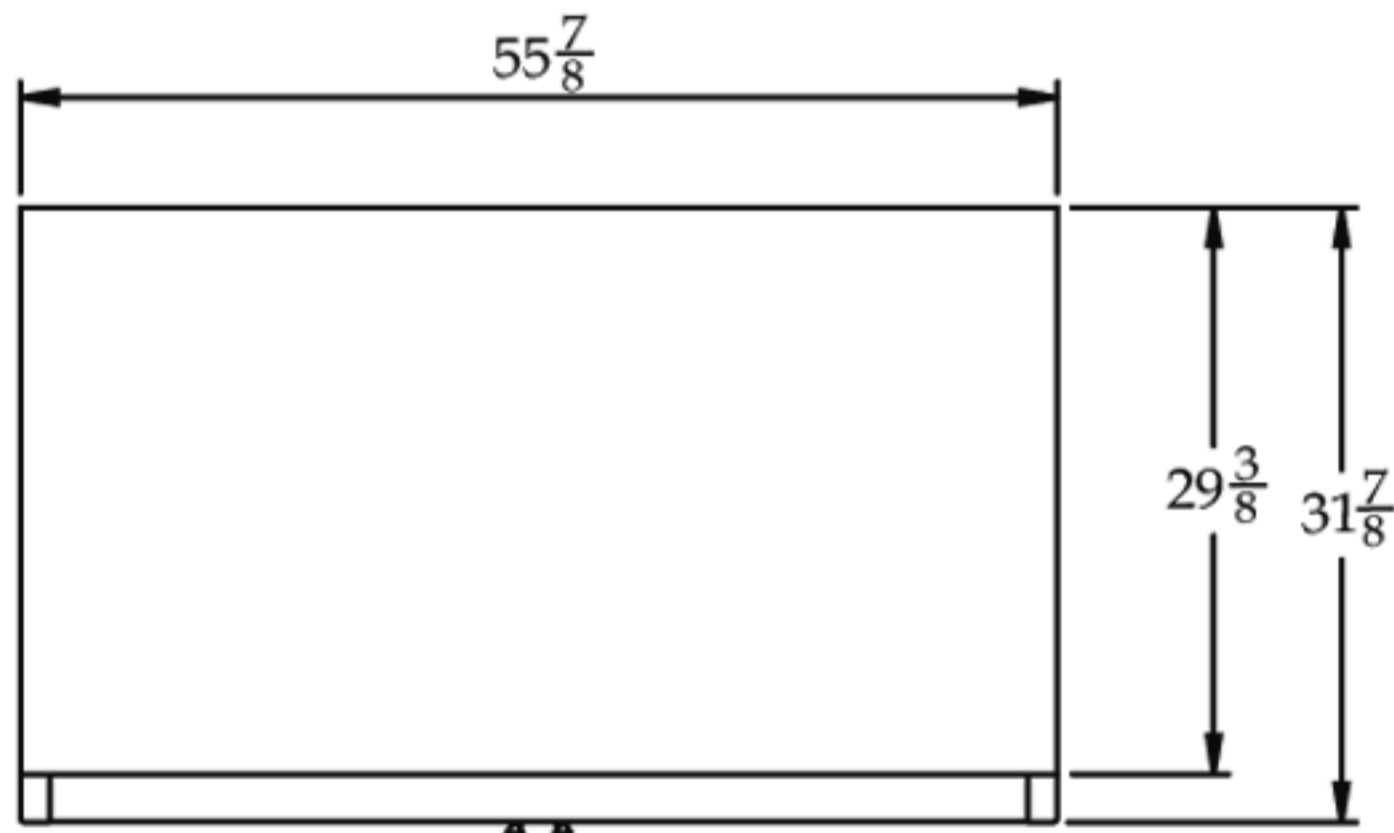
Turbo Air refrigerators keep your products cold without costing you a fortune in electricity. Our compressors are highly efficient and quiet. Our refrigerator walls are insulated with a high-density, closed cell, expanded polyurethane foam which offers a high insulation factor. Even our doors have a special film between the layers of glass to keep the cold in and the heat out.

All of these features add up to a quicker pull-down time, less compressor run time and greater savings on electricity!

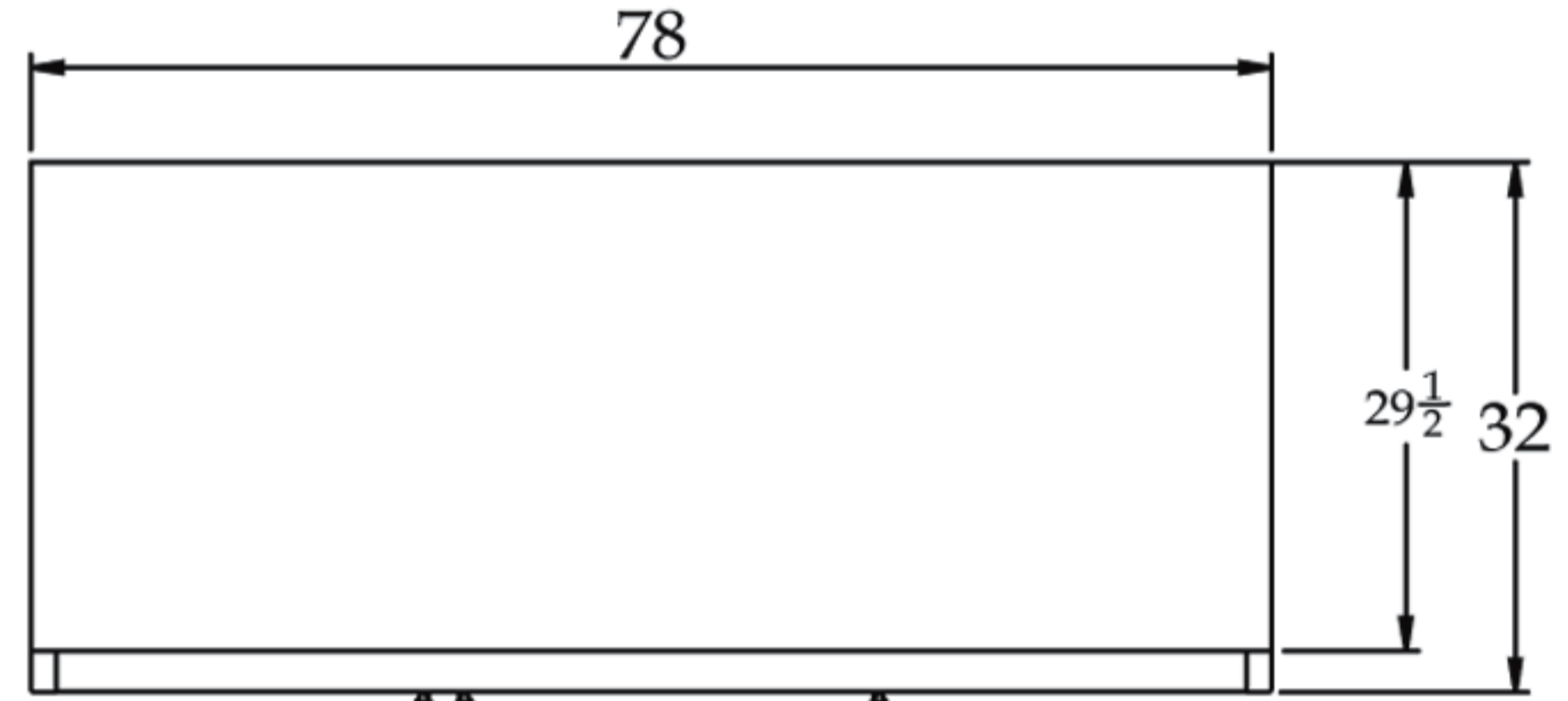
### \* Holds 33°F~38°F

### \* Foamed With Polyurethane, High-density Cell Insulation (CFC Free)

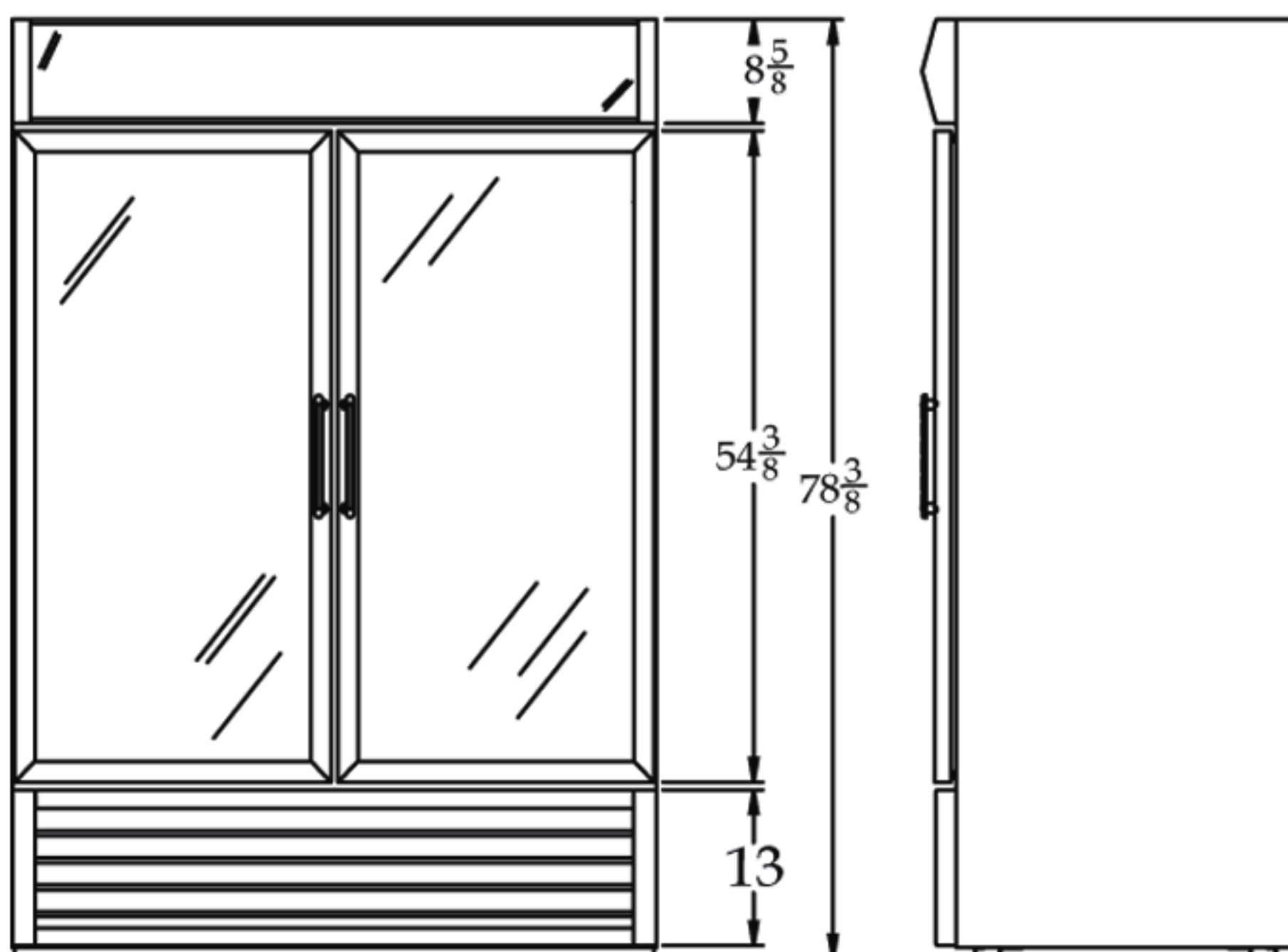
(unit : inch)



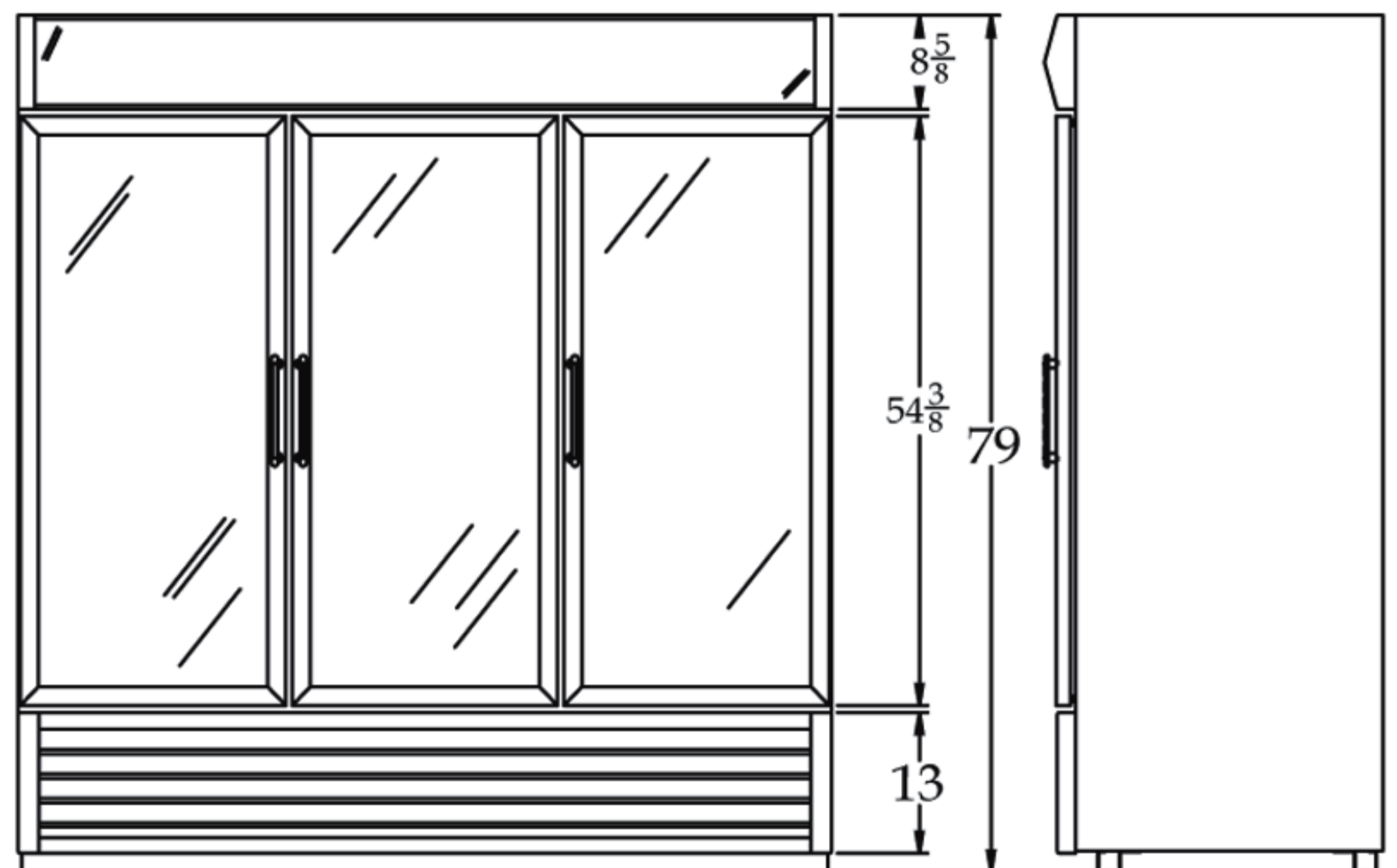
TGM-50RS PLAN VIEW



TGM-72RS PLAN VIEW



TGM-50RS FRONT VIEW



TGM-72RS FRONT VIEW